



telecommunications & postal services

Department:
Telecommunications and Postal Services
REPUBLIC OF SOUTH AFRICA

Department of Telecommunications and Postal Services: RSA
1166 Park Street, Hatfield, Pretoria, 0001 Tel: (012) 427 8063

BID OPENING CERTIFICATE

FILE/BID NAME: APPOINTMENT OF A SERVICE PROVIDER TO RENDER CLEANING AND HYGIENE SERVICES FOR A PERIOD OF THIRTY SIX (36) MONTHS.

1. THIS IS TO CERTIFY THAT WITH THE PUBLIC OPENING IN RESPECT OF BID NO: DTPS/04/2018/19/A CLOSED ON 28 SEPTEMBER 2018 @ 11:00AM


- A. Bids were received from the under mentioned companies
- B. Particulars are made known to the public regarding the bid


NUMBER	NAME OF BIDDER	PRICE
1.	YODAH PTY LTD	R 6, 900 000
2.	REROTHE TWO	R 7, 950, 271.93
3	TINEY CLEANING SERVICES	R 5, 430, 852.00
4.	ZILWA CLEANING AND GARDENING SERVICES	R 5, 394,672
5.	MASANA HYGIENE SERVICES	R 6, 904, 349.25
6.	SIBAHLE MARKETING AND PROJECTS	R 5, 441, 441.33
7.	PONNY 2 DO CLEANING SERVICES	R 6, 102, 624.72
8.	MULTI-DISCIPLINARY CONSULTANCY	R 4, 933, 844.94
9.	CUPID PRIMARY COOPERATIVE	R 5, 167, 143.68
10.	BLUCLEEN CLEANING & HYGIENE	R 7, 861, 326.96
11.	PHUTHAMO SECURITY AND CLEANING	R 6, 424, 179.48
12.	MUSENGA INVESTMENTS	R 7, 632, 418.99
13.	KHAYALAMI SERVICES	R 7, 399, 020.91
14.	DELTA FACILITIES MANAGEMENT	R 7, 766, 371.87
15.	LISK TRADING ENTERPRISE	R 5, 272, 436.00

16.	GRACE OF WISDOM TRADING AND PROJECTS	R 5,760,000
17.	KAMESO TOTAL HYGIENE SERVICES	R 7,408,800.72
18.	TSHIPEMBE MZANTSI PROJECTS	R 6,526,683.00
19.	BELLIBONE HOLDINGS	R 14,339,585.49
20.	MONABO HYGIENE SERVICES	R 5,078,825.76
21.	KEEWAVE TRADING	R 7,100,221.55
22.	MPR CONSTRUCTION AND PROJECTS	R 7,384,104.00
23.	PALMREDGE COMMUNITY DEVELOPMENT	R 4,121,477.69
24.	DIMAKATSO KEDIBONE CLEANERS	R 2,809,131.02
25.	KGATISI TRADING	R 4,325,747.40
26.	PROSPECT CLEANING SERVICES	R 4,550,964.01
27.	IMPACT CLEANING	R 5,150,323.39
28.	TOP N NOS CC	R 7,546,432.24
29.	BONTLE KE BOTHO	R 5,455,814.42
30.	KEABETSWE SECURITY AND CLEANING SERVICES	R 6,238,864.18
31.	CAPSM TRADING AND PROJECTS	R 6,281,100.38
32.	BONOMPHO INVESTMENTS	R 163,262.93 PER MONTH


FURTHER THIS IS TO CERTIFY THAT BIDS WERE RECEIVED ON THE CLOSING DATE AND THAT THERE IS NO INDICATION THAT THEY WERE TAMPERED WITH.


SCM OFFICIAL(S)

1. 


2. 

3.

4. 

5. 

WITNESSES:

1. 

2.